

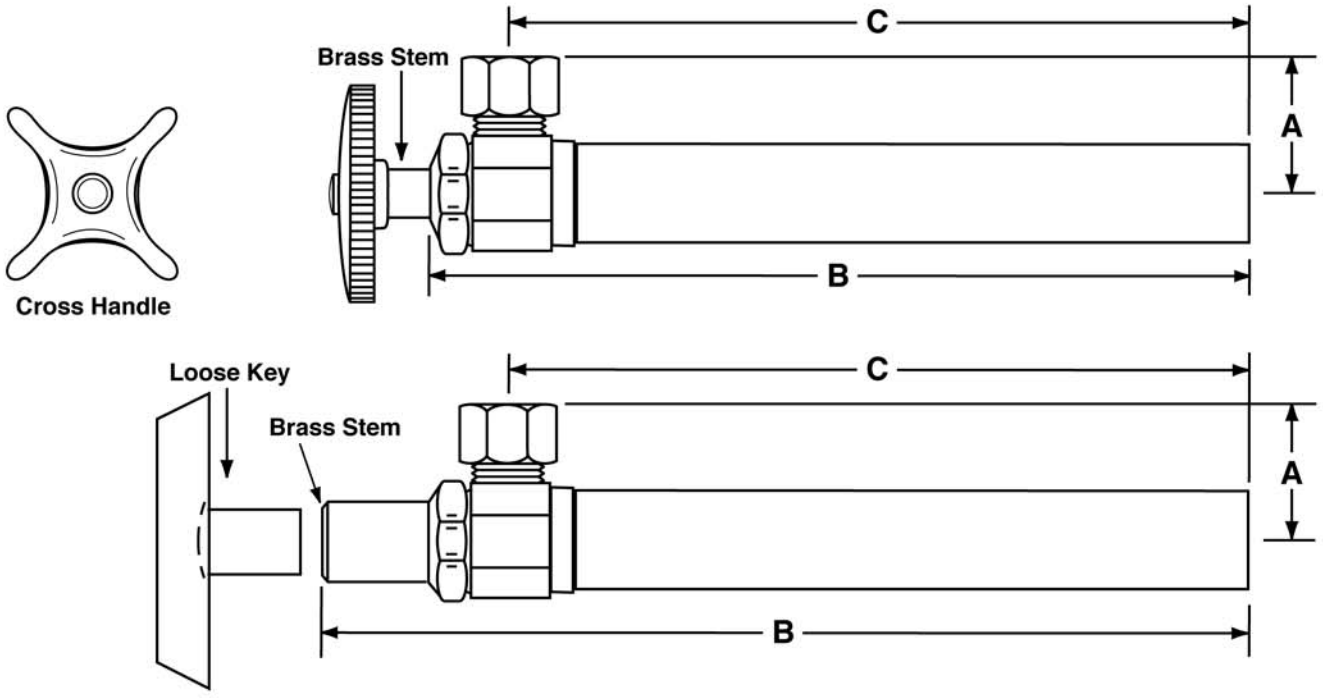


McGuire Manufacturing Co., Inc.
 60 Grandview Court
 P.O. Box 746 • Cheshire, CT 06410
 203-699-1801 • Fax: 203-699-1813
 www.mcguiremfg.com
PRODUCT SPECIFICATION

Part No.
 LFST082, LFST082LK, LFST082X,
 LFST084, LFST084LK, LFST084X
**Angle Supply Stop
 Copper Sweat x O.D.**

Job Name: _____ **Submittal Number:** _____

Sweat with 5" Extension To Compression



NO.	DESCRIPTION	ROUGHING MEASUREMENTS		
		A	B	C
LFST082	1/2" Copper Sweat x 3/8" O.D.	1"	6"	5-1/2"
LFST082LK	1/2" Copper Sweat x 3/8" O.D.	1"	6-7/8"	5-1/2"
LFST082X	1/2" Copper Sweat x 3/8" O.D.	1"	6"	5-1/2"
LFST084	1/2" Copper Sweat x 1/2" O.D.	1-3/16"	6"	5-1/2"
LFST084LK	1/2" Copper Sweat x 1/2" O.D.	1-3/16"	6-7/8"	5-1/2"
LFST084X	1/2" Copper Sweat x 1/2" O.D.	1-3/16"	6"	5-1/2"

LK designates *Loose Key*
X designates *Heavy Brass Cross Handle*

See options and accessories section for details on product variations.



Specifications:

Chrome plated brass, supply stop valve with full turn brass stem. Inlet shall be (3/8, 1/2) inch (IPS, sweat, compression). Outlet shall be (3/8, 1/2) inch (IPS, compression). Supply stop valve shall be McGuire _____. Supply stop valve shall be certified by recognized authority and bear manufacturer and testing mark.



McGuire Manufacturing Co., Inc.

60 Grandview Court
P.O. Box 746 • Cheshire, CT 06410
203-699-1801 • Fax: 203-699-1813
www.mcguiremfg.com

PRODUCT SPECIFICATION

Part No.

Options and Accessories

Job Name:

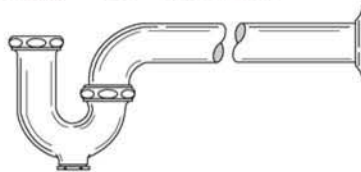
Submittal Number:

CAST BODY P-TRAP OPTIONS

WALL BEND OPTIONS-

Add suffix to part number.

- 15 - 15" C to E (1-1/4" and 1-1/2" only)
- 18 - 18" C to E (1-1/4" and 1-1/2" only)
- GJ - Ground joint wallbend
Custom sizes available.



FLANGE OPTIONS-

Add suffix to part number.

- F - Forged Brass, set screw, chrome plated
- DF - Deep Flange, (bell type) chrome plated brass
- SDF - Deep Flange, (bell type) chrome plated steel
- B - Box Flange, chrome plated wrought steel
- BF - Box Flange, chrome plated brass

STANDARD FINISH OPTIONS-

Add suffix to part number.

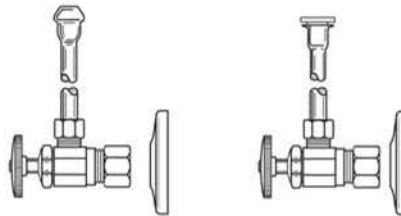
- C - Polished Chrome
- SC - Satin Chrome
Custom finishes available.

Options available for McGuire "Classic" Professional Line only.

OPTIONS FOR SUPPLIES

FLANGE OPTIONS- Use suffix after part number.

- F - Heavy brass, set screw
- DF - Deep flange (bell type) wrought brass
- SDF - Deep flange (bell type) steel
- B - Deep flange (box type) steel
- BF - Deep flange (box type) wrought brass



RISER OPTIONS- Use suffix after part number.

- R15 - 15" Standard Lavatory or Closet
- R20 - 20" Standard Lavatory or Closet
- R36 - 36" Standard Lavatory
- CR - 12" Compression Riser
- CR20 - 20" Compression Riser
- SR - 12" Sweat Riser
- SR20 - 20" Sweat Riser

STUFFING BOX STEM OPTION- Use suffix after part #.

- SB - Stuffing Box for Stop Valves. Not available for Convertible™ Ball Valve Supplies.

LOCK SHIELD CAP OPTIONS- Use suffix after part #.

- C - Cap for Standard and Heavy Line Loose Key Supply Kits

STOP VALVE HANDLE OPTIONS- Use suffix after part #.

- X - Heavy brass Cross Handle

SCREWDRIVER STEP OPTION - Use suffix after part #

- SD - Screwdriver Stem for Loose Key Supply Kits

COMMON NIPPLE OPTIONS-

Use suffix after part number.

- N3 - 3" Cast brass Nipple
- N5 - 5" Cast brass Nipple
Custom sizes available.

OPTIONS FOR STRAINERS AND DRAINS

8", 10", 12" TAILPIECES IN STOCK-

Use suffix after part number.

- 8 = 8"
- 10 = 10"
- 12 = 12"

Custom size tailpiece and configurations available.
Specialty gauge brass and stainless also available.

STANDARD FINISH OPTIONS -

Add suffix to part number.

- C - Polished Chrome
- S - Satin Chrome
Custom finishes available.



Options available for McGuire "Classic" Professional Line only.